


Cryptogram


Instructions

1. You want to send a secret message. You do not want everyone to know what it is. So, you will send the message in pictures. Only the person who knows the secret code will be able to read the message.
2. Write down the 'secret' word or a sentence that you want your friend to read.
3. For each letter of the word/sentence, choose the picture card which begins with that letter. If the letter repeats, write it in a piece of paper and put it in-between the cards.



























For Example, if you want to send the message: LET US PLAY, you will use the following pictures




4. The person who knows the code will be able to



read the message by looking at the pictures in sequence and finding out the beginning letter of the pictures.

 A	 B	 C	 D	 E	 F	 G	 H
 I	 J	 K	 L	 M	 N	 O	 P
 Q	 R	 S	 T	 U	 V	 W	 X
 Y	 Z						



Note Instructions: (How to print)

1st page to be printed as A4 size card

2nd pages images to be printed as cards (as in Rummy cards size to put them in small box as Rummy cards)

Edit the sticker of rummy card to Cryptogram in the sticker to paste front of the box

**Add dhvani logo and TMF logo as back side sticker for box.
Add dhvani logo and TMF logo to the instruction card (1st page) also.**